


2 x 2 Rubik's Cube


① Solve WHITE side with the top color row matching



This you need to learn on your own.

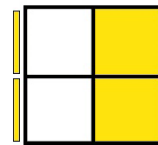
② Put WHITE side on bottom, Yellow up:

1. Put a single yellow square in bottom LEFT
2. Or put TWO yellow squares on the RIGHT



THEN:

3. **R - U - Rug - U - R - U2 - Rug**



REPEAT Steps 1, 2 & 3 (many times, even if no yellow on top)

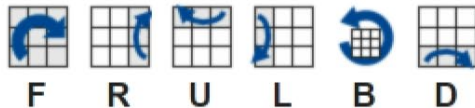
③ After you have the YELLOW side done:

1. If you can match a colored side, put it at the back
2. Or match one corner. You can put it anywhere

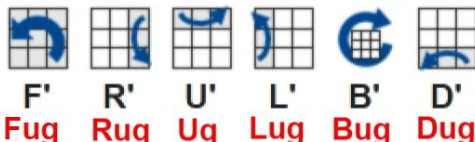
THEN:

3. **Rug - F - Rug - B2 - R - Fug - Rug - B2 - R2 - Ug**

A single letter by itself refers to a **clockwise** face rotation in 90 degrees (quarter turn):



A letter followed by an apostrophe means to turn that face **counterclockwise** 90 degrees:



The apostrophe is referred to as 'Prime'.
We substitute 'ug' for Prime so our green algorithms are easier to remember

A letter with the number 2 after it marks a **double turn** (180 degrees):

